



Discover Your Sport... Lawn Bowls



Newsletter

JULY 2018

BOWLS USA SELECTORS FOR TEAM USA

BowlsUSA President, Richard Broad, has announced the successful candidates for the position of BowlsUSA Selector. Learn a little about them below and check out their photos on page 2.

Women's Selection Committee:

- ♦ **Debbie Tupper** – a long-time and experienced bowler from Portland, Oregon in the Northwest Division.
- ♦ **Jan Hargraves** - from Southwest Women's Division; a tireless worker; former Selector, Manager, and Councilor.
- ♦ **Jackie Tucker** - hard to pin down these days but certainly of the South Central and Northeast Divisions; another valuable member of the sport and former women's coach.

Men's Selection Committee:

- ♦ **Phil Luth** – from Southwest Men's Division, another tireless worker and former manager to various Team USA events.
- ♦ **Joe Zinna** – from Central Division, a long-time bowler with national and international experience.
- ♦ **Frank (Francisco) Souza** - hailing currently from the South Central Division and formerly a revered member of PIMD, Frank has a lifetime of experience in all aspects of our sport.

WHAT'S INSIDE

Selector photos	2
BUSA Marketing Items	3
A Sport for Every Generation - Tacoma LBC	
Social Saturday in Hot Springs, Arkansas	4
PIMD Open Tournaments	5
Has the Well Run Dry?	
A True Benefactor	
Drill to Improve Your Skill	6
Festibowl - A Very British Bash	7
Certified Club Coach Course, San Jose LBC, in July	8
Farewell to Our Bowling Friends	9
NE Division Open info	10
Upcoming Major Tournaments	
Certified Club Coach Course, Sun City West LBC, in October	11
Umpires Corner	12

HELP/EXPERTISE WANTED!

You can make a difference in developing corporate sponsorships for BowlsUSA! If you have expertise in the development of sponsorship agreements and are willing to share your knowledge, please contact Ernie Carlson, NW Division Councilor. His email is ecarlson6@frontier.com.



Check out BowlsUSA on facebook



**MEET OUR
TEAM USA
SELECTORS**

← Phil Luth

Jackie Tucker →



← Frank Souza

Debbie Tupper →



← Joe Zinna

Jan Hargraves →





BOWLS USA MARKETING MATERIALS

BowlsUSA recently unveiled three marketing products available to all clubs. Check them out!



- ♦ A 12' x 3' banner for \$86 (reimbursable) and customizable (for an additional fee).



- ♦ A promotional brochure that can be customized with your club's photos and contact info.



- ♦ Two brochure-display boxes at \$5.95 apiece (reimbursable).

Visit the BowlsUSA website for details on how to order and how to get reimbursements.

A SPORT FOR EVERY GENERATION

By Kane Tobin & Dania Gomez

Lawn Bowls, as we know, offers a unique opportunity for intergenerational play and the Tacoma Lawn Bowling Club's purchase of 4 sets of Taylor Junior Aces was done for that very reason. The investment is starting to pay off.

The Tacoma Lawn Bowling Club (TLBC) is located in a fenced-in green at the edge of a public park near downtown Tacoma, WA. Because TLBC is located in a public park, bowling times are structured as a program through the city park's district – not as an exclusive club. As such, the TLBC strives to promote lawn bowling to the greater community not only as a challenging adult sport, but also as a fun-filled activity for the whole family.

One of the goals for the club is to get kids out on the green, eventually building both a children's and young adult league.



Merit & Ruby

On a sunny Sunday in May, the drop-in bowls format saw four children bowling, and all of the Junior Aces were out on the green! Their excitement to be playing a game with their parents was inspiring and heartwarming to everyone present. Often there will be a competitive game of pairs on one rink and a father-daughter singles game on the next. It is incredible to see the opportunities for intergenerational bonding this sport offers.




Casey & Ruby; Curt & Wilson



SOCIAL SATURDAY IN HOT SPRINGS, ARKANSAS

Explained by Rod Annis



A couple of times a year the Village Green Bowls Club in Hot Springs, AR, holds a Social Saturday event involving made-up games, made-up rules, and real quarters.

Here's how it goes: Bowlers sign up and place a quarter in a cup for each of the eight games they want to play. Each game is played with just two bowls, except for game 8 which uses just one bowl. Oh, and game 6 only uses jacks! The winner of each game gets all the quarters in the cup for that game.

1st game Bowl to the corner—Short Game: Using a diagonal line across the green from corner to corner, place the mat 50 to 60 feet from the corner. Player closest to the very corner without going in the ditch is the winner.

2nd game Bowl to the corner—Long Game: Same as the Short Game but place the mat about 80 feet from the corner.

3rd game Bowl into the Box: Place a box that is 14 inches wide by 10 inches high on a rink center line several feet beyond the Hog Line. Stand on the mat and roll the bowl to the box. If the bowl goes in the box, you get 1 point. If the bowl goes in and tips the box upright, you get 2 points.

4th game 2 Bowls closest to each other: With the mat in the normal position, bowl two bowls down the rink; the 2 bowls closest to each other when they come to rest is the winner. The bowls must go past the Hog Line to count.

Important: Break for snacks. (This IS a social event, after all!)

5th game Croquet: We built a free-standing hoop that is about 12 inches wide by 6 inches high. Center the hoop on the center line where the box game was played and center a jack about 6 inches in front of the hoop. Standing on the mat, roll bowls to the hoop. If you hit the jack, you get 1 point; if the jack goes through the hoop, 2 points; and if both the jack and the bowl go through the hoop, 3 points. Highest number of points wins the game.

6th game Setting the Jack: Center the jack about $\frac{3}{4}$ of the way between the hog line and the ditch. (Mark this spot so the jack can be returned if hit.) Stand on the mat and roll a second jack toward the placed jack; the closest wins the game. Everyone gets 2 tries.

7th Bowl Jack by Ditch: Center a jack one foot from the ditch. Standing on the mat, bowl to the jack. Closest to the jack without going into the ditch wins. If you hit the Jack into the ditch, your bowl is still alive and will be measured. If your bowl just goes into the ditch, it is dead.

8th Bowl to the center of the Green (sometimes referred to as a "spider"): All players use just one bowl. The jack is placed in the center of the green. Players form a 360 degree circle around the perimeter of the green. At the count of 3, all players bowl to the centered jack. When all bowls come to rest, the closest wins the game.

HAVE FUN!!





PIMD OPEN TOURNAMENTS

All PIMD-sponsored tournaments are open to out-of-division BowlsUSA bowlers.

Coming up on July 14 is the Women's Championship Singles at San Francisco LBC. The Men's Championship Singles is on July 14 & 15 at Palo Alto LBC. Deadline to enter both tournaments is July 8.

For more information contact Tournament Director Bud Birkenseer at budbirk@gmail.com. The entry form can be retrieved at the [PIMD website](#).

HAS THE WELL RUN DRY?

A note from your Editor-in-Chief:

Maybe it's just because we're all having such a great time actually enjoying our sport rather than writing about it. But, you may have noticed that articles in this issue of the Newsletter seem to be in short supply.

I'm sure there must be interesting stories out there, but I can't include them if you don't tell me about them. (There are those who tell me that I seem to know everything, but I don't unless I hear from you.) Not to worry if you're not good at writing, just give me the "bare bones" and we can work from there. [Drop me a note](#) if you have a story idea.

A TRUE BENEFACTOR



The dictionary definition of "benefactor" is: someone who provides help; a person who makes a gift or bequest. That's a simple, straightforward description, but in the case of Helen of Sun City, AZ, it doesn't even come close to the degree of generosity she has shown.

Helen became involved in lawn bowling in the 1970's after she and her husband retired and moved to Sun City. Over the years, Helen's contributions have touched and improved every

one of the five lawn bowling clubs in Sun City. And now she is being recognized as the Title Sponsor of the BowlsUSA 2018 and 2019 U.S. Open competitions.

In addition to lawn bowling clubs, numerous local organizations, schools, hospitals, and other worthy causes have also benefited from Helen's generosity.

For more details on the lawn bowling club improvements that are attributable to Helen's gifts, go to the [U.S. Open website](#) and click on US Open Benefactor.

To become a benefactor or contributor yourself, visit the [BowlsUSA website](#) and click on Support US Open.





DRILL TO IMPROVE YOUR SKILL

MOVEMENT OF THE MAT AND JACK

SKILLS PRACTICED :


- Drawing to a different length jack with each bowl (quickly adjusting grass and weight.)
- Forehand and backhand draws.
- This drill will be presented in circuit format.

NUMBER OF PLAYERS : ONE

EQUIPMENT : 8 MATS 8 JACKS (for 4 rinks)

- On the 1st rink there are 3 mats, one set at long end, a medium and a short while the jack is on the 2-meter mark.
- Deliver one forehand bowl from each mat, attempting to get as close to the jack as possible.
- On the 2nd rink, there is one mat at the 2-meter mark and 3 jacks, one each at a short end, a medium end and a long end.
- Deliver one forehand bowl to each of the jacks.
- On the 3rd and 4th rinks, the sequence is the same, *but use the back hand delivery only.*

Thank you to Carol Poto, from Long Beach for this drill.



FESTI-BOWL - A VERY BRITISH BASH

Excerpted by permission of festibowl.co.uk

Lawn bowls meets pop-up chic at this quirky east London festival

Summer has finally reached British shores, giving us all an excuse to stay outdoors drinking well into the night. But if an evening lounging about in a pub garden, or eating undercooked chicken at a friend's barbecue, strikes you as a little dull, you may want to consider a little-known alternative.

Launched in 2015 at the UK's oldest bowling green, in east London's Finsbury Square, Festibowl is a celebration of lawn bowls.

"We aim to do what 20:20 did for cricket – a faster, more intense and a lot more fun version of the game," says the festival website. To say the organisers meet that aim would be an understatement.

Over the course of an evening, what begins as a cordial affair on a six-lane bowling green descends into a maelstrom of wild emotions, ranging from fist-bumping joy to head-in-hands despair.

To those uninitiated into the weird, jargon-heavy world of lawn bowls, never fear – a madcap crash course on the sport starts proceedings, delivered with gusto by one of the festival's impeccably suited-and-booted bowling experts (with tongue firmly in cheek). Expect surreal jokes, fabricated stories on the history of bowls, and a tidal wave of innuendo.

Festibowl features half-hour playing slots for teams with a minimum of four members, so smaller groups are paired up with total strangers in the quest for lawn-based glory – a daunting prospect but one that allows for great conversation and a uniquely British bonding experience.



Once the last ball has been cast, the players with the highest scores from each team compete in a grand final. The finalists get one shot each – and one shot only – to get as close to the jack as possible.

It's an unexpectedly fun way to spend an evening, and the setting, too, is rather wonderful. This unassuming little pop-up festival takes place beneath the towering office blocks flanking Finsbury Square, where tunes from the 1970s and 1980s blare out amid marquees adorned with cheerful bunting.

If all that vigorous bowling leaves your energy levels depleted, Festibowl has you covered with a number of pop-up food stalls dotted around the site, offering delicious cuisine ranging from hummus and halloumi wraps to truffle chips and pulled-pork burgers.

In the words of The Guardian: "Leave your white trousers (and shoes) at home – this genteel sport is getting a laid-back makeover." Revamping this most British of games for a more youthful audience has proved a massive hit at this eccentric - and frequently hilarious – festival.



CERTIFIED CLUB COACH COURSE

Bowls USA's Coaching Program is offering a **Certified Club Coach Course** in the **Pacific InterMountain Division (PIMD)**. The objective is to have qualified Coaches providing equitable opportunities across the nation.

Place : **San Jose LBC**

Date : **July 21st and 22nd** (Saturday and Sunday)

Dress : **Casual** - bowls shoes advised

Cost : **\$125** (includes manual, and Club Coach certificate awarded upon completion of class, and Bowls USA Coach shirt.

Class Size: Minimum 6 - Maximum 12 participants

Payment to : **Bowls USA** (by student or sponsoring club).

The Club Coach Course:

- **SAFETY & RISK MANAGEMENT** ■ **INCIDENT MANAGEMENT**
- **CONSTANTS & VARIABLES** ■ **FUNDAMENTALS**
- **GOAL SETTING** ■ **PLANNING COACHING SESSIONS**
- **CONDUCTING COACHING** ■ **COACHING REVIEW**

Qualifications to take Class :

- *A minimum of at least **two** years of bowling experience*
- *Be a member of **Bowls USA***
- ***Written endorsement from participant's club required.***

To Register :

Zarka Popovic : 510.530.4872 / zpopovic@outlook.com





FAREWELL TO OUR BOWLING FRIENDS

Robert (Robbie) Furman passed away suddenly, but peacefully, in March at the age of 86. Robbie learned to play bowls in South Africa where he garnered several provincial titles and represented South Africa at the Maccabi Games. Lawn bowling has long been ingrained in the Furman family. Robbie's father-in-law, mother-in-law, and wife were bowlers of note, and his son, Neil, has won many titles and is currently ranked #17 on the World Bowls Tour.


One of the things that Robbie was best known for was his willingness and enthusiasm to coach and assist other players. Bowlers at the San Diego LBC where Robbie was a member knew him as a man who had a keen understanding of the game and who was particularly adept at recognizing quirks and habits that might have crept unknowingly into someone's delivery. He could always be counted on to help new (and not so new) bowlers who were struggling with their game. He will be sorely missed.



David Rankin enjoyed many activities in his life including hunting, fishing, bowling (both lawn and alley bowls), and golf. After 35 years employed with the same company, he retired and in 2004 he joined the Oxnard Joslyn LBC where he bowled for 14 years. One of David's favorite hobbies was growing dahlias for which he won many ribbons at the Ventura County Fair. He is pictured with some of those ribbons and dahlias. David passed away in June.

I always prefer to believe the best of everybody — it saves so much trouble.

- Rudyard Kipling



HOGLINE

GOT AN ARTICLE FOR THE NEWSLETTER?

Send it in to your Division editor as listed below:

Central: Glorianne Mather, gloriannemather@yahoo.com

PIMD: James Corr, timbhoy71@sbcglobal.net

Northeast: Alex Last, alex.last@yahoo.com

Northwest: Bob Wells, rwwells1@yahoo.com

South Central: Ron Rollick, dbsgnrnkeg-ler63@outlook.com

Southeast: Garry Higgins, garryhiggins@rogers.com

Southwest: Cynthia Murray, cnthmurray@gmail.com

Editor-in-Chief: Georgie Deno, postdeno@gmail.com



2018 Northeast Division Open

Come join us at the 2018 Northeast Division Open at two of our beautiful and scenic lawn bowling greens in the Poconos, PA!

We will be hosting Triples, Pairs & Singles.

****Teams can be mixed with men & women****



SKY TOP LODGE, PA



BUCK HILL FALLS, PA

Dates

Triples: August 18-19, 2018 (Saturday & Sunday)
Pairs: August 20-21, 2018 (Monday & Tuesday)
Singles: August 22-23, 2018 (Wednesday & Thursday)

Check the Northeast Division website [here](#) for entry forms and further details.

UPCOMING MAJOR TOURNAMENTS SCHEDULE

Watch this section in future issues for the latest updates on major tournaments. As available, we'll list the tournament dates, locations, entry deadlines, and a link/website where you can find more information.

Central Division Open, Pairs, 7/7 - 7/8; Singles, 8/4 - 8/5, Milwaukee Lake Park LBC, WI. Watch for more info [here](#).

Northeast Division Open, 8/18 to 8/23/18 at Skytop and Buck Hill Falls, PA. Watch for more info [here](#).

Northwest Open Team Tournament, 9/8 to 9/9/18 at Jefferson Park LBC, Seattle, WA. Watch for more info [here](#).

U. S. Open of Lawn Bowls, 11/2 to 11/11/18, hosted by South Central Division. Watch for more info [here](#).

U. S. National Championships, 11/25 to 12/1/18 hosted at Sun City Center, FL. This tournament requires competing in your Division's qualifying rounds.

PIMD, All PIMD-sponsored tournaments are open to out-of-division BowlsUSA members. Check their webpage [here](#) for the calendar of Division-sponsored tournaments indicated by the orange background.

CERTIFIED CLUB COACH COURSE

As part of Bowls USA nationwide *Coaching Program*, a **Certified Club Coach Course** will be presented in the **South-Central Division in 2018**.

It is the objective of **Bowls USA** to have well qualified coaches across the country to assist in raising the enjoyment and standard of our sport and to provide the necessary assistance to players of all ages and skills levels.

Place: **Sun City West LBC**

Date: **October 18th and 19th** (Thursday and Friday)

Dress: **Casual** - bowls shoes advised

Cost: **\$125.00** (includes manual, Club Coach certificate awarded upon successful completion of class, and Bowls USA Coach shirt)

Class size: Minimum 6 participants – maximum 14 participants.

Payment to: **Bowls USA** (by student or sponsoring club)

The Club Coach Course covers:

- Safety & Risk Management
- Incident Management
- Constants and Variables
- Goal Setting
- Fundamentals
- Planning Coaching Sessions
- Conducting Coaching
- Coaching Review

Qualifications to take class:

- A minimum of at least *two* years bowling
- Be a **Bowls USA** member
- Written endorsement from participant's club required.
- Preferably be a **Bowls USA** umpire (desirable but not mandatory, at this time)

To register, contact

Heather Stewart: heatherastewart78@gmail.com
Kottia Spangler: kspangler@rcoe.us
Jackie Tucker: tuckerjackie@icloud.com



Umpires Corner

By Melanie Vizenor
BowlsUSA National Umpire-in-Chief

There wasn't an UmpStumper for you to mull over during June, but here's one for you for July.

A team declares in the middle of the game that they're taking a break. They want 10 minutes to gather their thoughts. Is this allowed?

I recently heard (I'm telling you, little birdies are flying around everywhere) that no marks may be placed on the rink of play, and that a toucher must be marked immediately. And if it isn't, it doesn't count as a toucher. What is it about chalk that gets everyone so up in arms?! It's an innocuous mineral that's common in the world, comes in various sizes and colors, and is used for a multitude of purposes. The only reason I can see to get upset about chalk is when it's used to mark my car tires by a meter reader. Now that's something to get upset about! The nerve!

I know one of these issues has been covered before, It's the one about marking a toucher. Yes, the Laws of the Sport of Bowls (LSB) say that "A toucher must be marked with chalk by a member of the team that delivered the bowl or the marker as soon as it comes to rest."

First, let's fix the syntax. This law says that a toucher must be marked with chalk by a member of the team that delivered the bowl (or the marker in a singles game must chalk the bowl) as soon as it comes to rest. Okay. There it is. See Law 15.1. But if you stop there when you read the laws, and then proclaim with authority that that bowl has to be marked immediately ... well, you might want to check out Law 15.3 because it gives you an alternative.

What if you're in a game where the next person to bowl is quick as a fox on the mat? Or have you ever been the skip in a game when you've been distracted for a moment, only to find out that your teammate's bowl is a toucher and your opponent is on the mat and ready to bowl? Well, do not fret. Law 15.3 has you covered. There's still time to get that bowl chalked so long as you "Git-R-Done" before the next bowl comes to rest.

As to putting chalk marks on the rink of play -- chalk marks are permitted on the rink of play, on the center line, between the 2-meter mark and the nearest hogline, there are no marks permitted between the hoglines, and then again from the hogline to the 2-meter mark at the other end of the rink of play. Take note: On The Center Line. Not in a circle around the jack, not a straight line drawn across the mat line or on the corners of the mat. No chalk marks perpendicular to the center line at the hogline. See Diagram B.2, Marks on the surface of the rink.

As to the permitted marks at 2-meters, those are found in the LSB in Diagram B.2.2. The only exception: a mark on the rink to meet the terms of Law 56.5.2, Three re-spot positions.

